

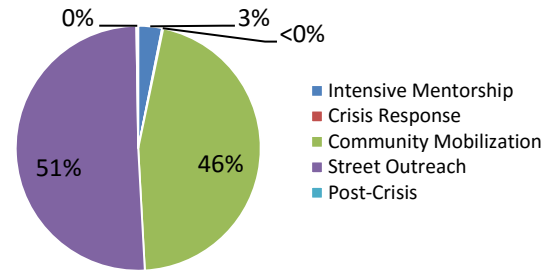


San Francisco Street Violence Intervention Program (SVIP) Monthly Snapshot – August 2016

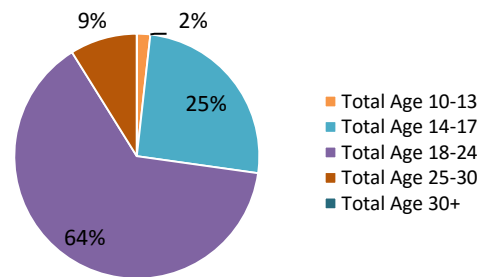
The Mayor’s Office Violence Prevention Services – in partnership with the Department of Children, Youth, and their Families and the Department of Public Health, oversee the **Street Violence Intervention Program**, a street outreach and crisis response program for youth-related street violence.

SVIP Contact Demographics – August 2016			
Male	3,800	African American	2,680
Female	1,587	Latino	1,023
Total	5,387	White	299
10-13	372	Asian	377
14-17	1,790	Pacific Islander	745
18-24	1,446	Other Ethnicity	67
25-30	560	Unknown	196
Age 30+	1,219	Total	5,387
Total	5,387		

Contact with **5,387 (duplicated)¹** individuals



169 youth participated in Intensive Mentorship of which **75% are male**



25% of outreach activities (160 of 632)² occurred in **Housing Developments**

Crisis Response

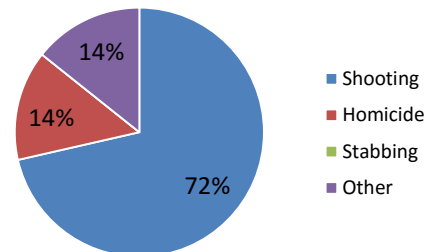
Respond to youth-related homicides, shootings, and stabbings to reduce the rate of violent incidents

SVIP responded to 7 crisis events

Events

- 2 Bayview/Hunter’s Point
- 2 Mission
- 1 Visitacion Valley/Oceanview-Merced-Ingleside
- 2 Western Addition/Tenderloin/South of Market

Events Included 5 Shootings and 1 Homicides



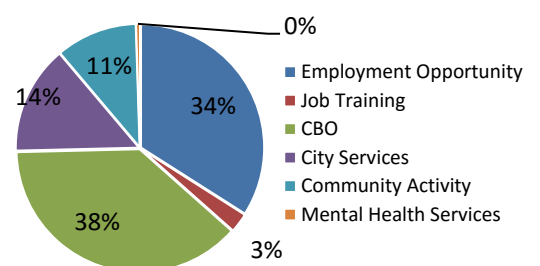
Street Outreach

Conduct intervention and Prevention through daily canvassing of identified schools and neighborhood “hot zones”

2,727 individuals contacted through daily street outreach

Activities	% Served	
79	5%	Bayview/Hunter’s Point
167	13%	Mission
184	54%	Visitacion Valley/Oceanview-Merced-Ingleside
118	27%	Western Addition/Tenderloin/South of Market

197 Linkages to Supportive Services



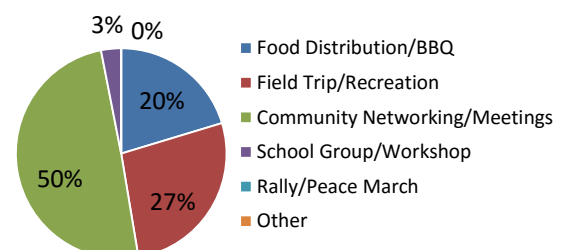
Community Mobilization

Provide public education and community mobilization efforts in neighborhood “hot zones”

2,470 individuals attended 70 community activities

Activities	% Served	
16	2%	Bayview/Hunter’s Point
27	43%	Mission
8	34%	Visitacion Valley/Oceanview-Merced-Ingleside
14	17%	Western Addition/Tenderloin/South of Market
5	2%	Other

Resident Engagement Activities



¹Individuals are identified as “duplicate” as they may have received more than one SVIP service

²Alice Griffith (5; 3.1%), Harbor Road (4; 2.5%), Potrero Hill (12; 7.5%) West Point (13; 8.1%) Bernal Dwellings (2; 1.3%); Alemany (19; 11.9%), Brighton Courts (27; 16.9%), Sunnydale (29; 18.5%) Hayes Valley (31; 19.4%), Robert B. Pitts (10; 6.3%), Westside Courts (6; 3.8%).