

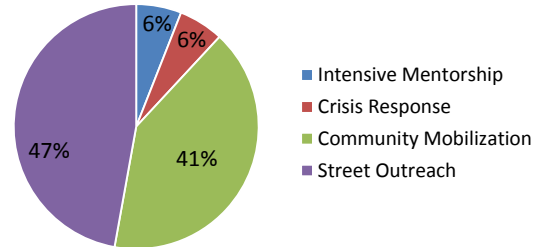


# San Francisco Street Violence Intervention Program (SVIP) Monthly Snapshot - December 2015

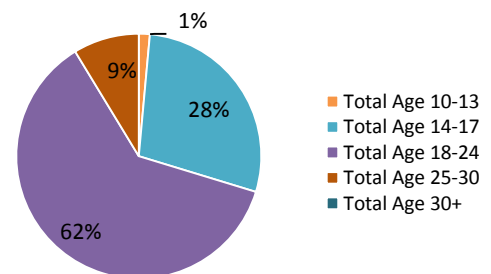
The Mayor's Office Violence Prevention Services – in partnership with the Department of Children, Youth, and their Families and the Department of Public Health, oversee the **Street Violence Intervention Program**, a street outreach and crisis response program for youth-related street violence.

SVIP Contact Demographics December 2015			
Male	1,503	African American	1,360
Female	806	Latino	335
Total	2,309	White	123
10-13	114	Asian	108
14-17	449	Pacific Islander	324
18-24	680	Other Ethnicity	8
25-30	461	Unknown	51
Age 30+	605	Total	2,309
Total	2,309		

Contact with **2,309 (duplicated)<sup>1</sup>** individuals



**138 youth** enrolled in Intensive Mentorship of which **80% are male**



**26%** of outreach activities (75 of 284)<sup>2</sup> occurred in **Housing Developments**

## Crisis Response

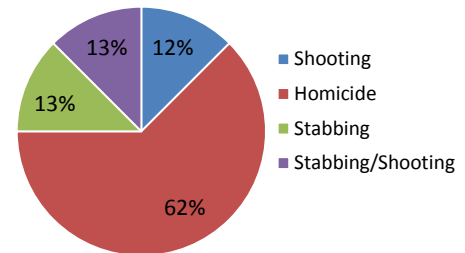
Respond to youth-related homicides, shootings, and stabbings to reduce the rate of violent incidents

**SVIP responded to 8 crisis events**

### Events

2	Bayview/Hunter's Point
6	Mission
1	Visitation Valley/Oceanview-Merced-Ingleside
1	Western Addition/Tenderloin/South of Market

**Events Included 5 Homicides and 3 Non-fatal Incidents**



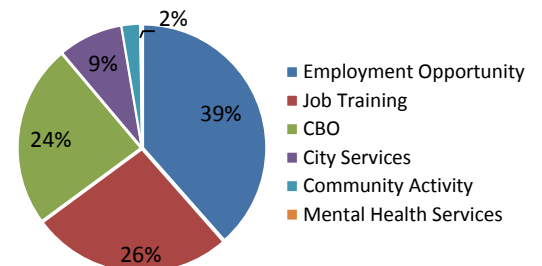
## Street Outreach

Conduct intervention and Prevention through daily canvassing of identified schools and neighborhood "hot zones"

**1,089 individuals contacted through daily canvassing**

Activities	% Served	
41	5%	Bayview/Hunter's Point
33	9%	Mission
71	51%	Visitation Valley/Oceanview-Merced-Ingleside
77	35%	Western Addition/Tenderloin/South of Market

**413 Linkages to Supportive Services**



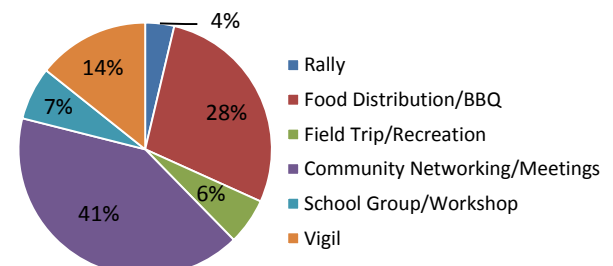
## Community Mobilization

Provide public education and community mobilization efforts in neighborhood "hot zones"

**945 individuals attended 32 community activities**

Activities	% Served	
12	64%	Bayview/Hunter's Point
6	8%	Mission
7	17%	Visitation Valley/Oceanview-Merced-Ingleside
5	6%	Western Addition/Tenderloin/South of Market
2	4%	Other

**Resident Engagement Activities**



<sup>1</sup>Individuals are identified as "duplicate" as they may have received more than one SVIP service

<sup>2</sup>Alice Griffith (13; 4.6%), Harbor Road (8; 2.3%), Potrero Hill (3; 1.1%) West Point (2; 0.7%) Bernal Dwellings (1; 0.4%); Alemany (10; 3.5%), Brighton Courts (5; 1.8%) Sunnydale (14; 5.0%) Hayes Valley (15; 5.2%), Robert B. Pitts (3; 1.1%), Westside Courts (1; 0.4%).