

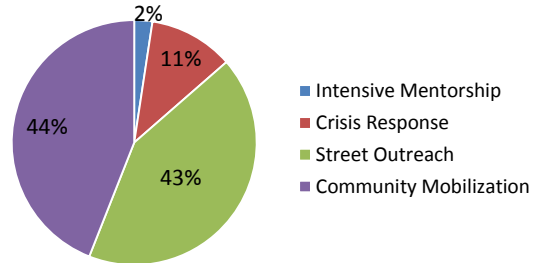


San Francisco Street Violence Intervention Program (SVIP) Monthly Snapshot - January 2015

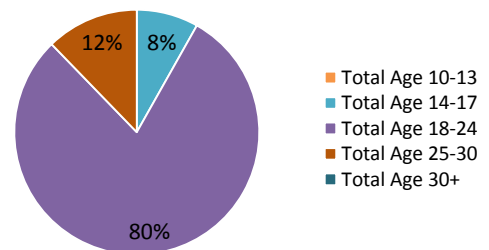
The Mayor's Office Violence Prevention Services – in partnership with the Department of Children, Youth, and their Families and the Department of Public Health, oversee the **Street Violence Intervention Program**, a street outreach and crisis response program for youth-related street violence.

SVIP Contact Demographics January 2015			
Male	1,288	African American	728
Female	811	Latino	251
Total	2,099	White	30
10-13	230	Asian	18
14-17	701	Pacific Islander	75
18-24	483	Other Ethnicity	29
25-30	318	Unknown	968
Age 30+	367	Total	2,099
Total	2,099		

Contact with **2,099 (duplicated)¹** individuals



49 youth enrolled in Intensive Mentorship of which **78% are male**



12% of outreach activities (24 of 207)² occurred in **Housing Developments**

Crisis Response

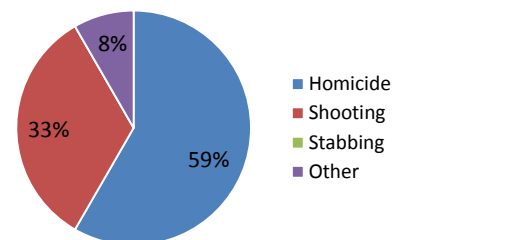
Respond to youth-related homicides, shootings, and stabbings to reduce the rate of violent incidents

SVIP responded to 12 crisis events

Events

- 5 Bayview/Hunter's Point
- 4 Mission
- 1 Visitacion Valley/Oceanview-Merced-Ingleside
- 2 Western Addition/Tenderloin/South of Market

6 homicides and 3 non-fatal shootings



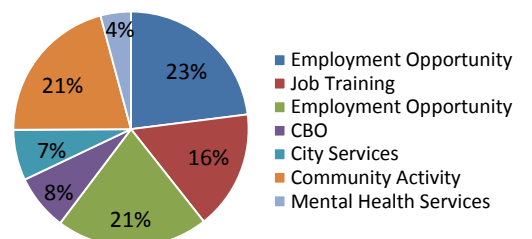
Street Outreach

Conduct intervention and Prevention through daily canvassing of identified schools and neighborhood "hot zones"

820 individuals contacted through daily canvassing

Activities	% Served	
8	5%	Bayview/Hunter's Point
63	49%	Mission
8	5%	Visitacion Valley/Oceanview-Merced-Ingleside
47	41%	Western Addition/Tenderloin/South of Market

287 Referrals to supportive services



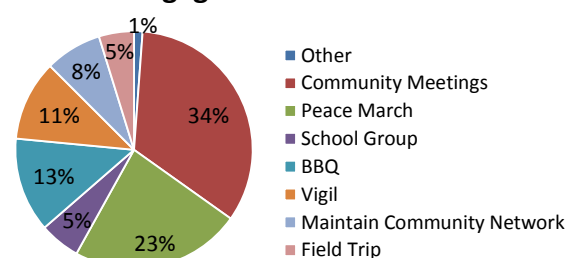
Community Mobilization

Provide public education and community mobilization efforts in neighborhood "hot zones"

775 individuals served at 21 community activities

Activities	% Served	
5	41%	Bayview/Hunter's Point
3	2%	Mission
2	1%	Visitacion Valley/Oceanview-Merced-Ingleside
14	55%	Western Addition/Tenderloin/South of Market

Resident Engagement Activities



¹Individuals are identified as "duplicate" as they may have received more than one SVIP service

²Alice Griffith (4; 2%), Harbor Road (1; 0.5%), Potrero Hill (2; 1%); Bernal Dwellings (4; 2%); Zone 3: Alemany (2; 1%), Brighton Courts (4; 2%) Sunnydale (3; 1.5%); Hayes Valley (3; 1.5%), Westside Courts (1; 0.5%)