

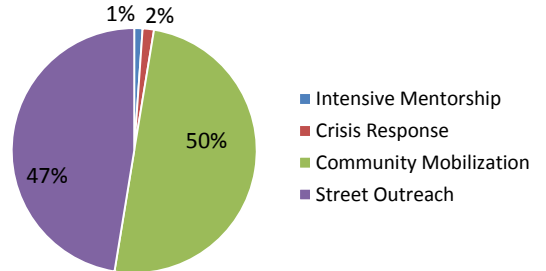


San Francisco Street Violence Intervention Program (SVIP) Monthly Snapshot - June 2015

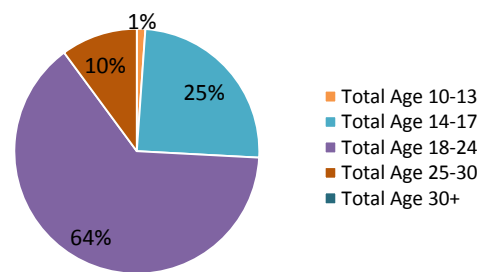
The Mayor's Office Violence Prevention Services – in partnership with the Department of Children, Youth, and their Families and the Department of Public Health, oversee the **Street Violence Intervention Program**, a street outreach and crisis response program for youth-related street violence.

SVIP Contact Demographics June 2015			
Male	4,997	African American	2,390
Female	3,094	Latino	405
Total	8,091	White	44
10-13	670	Asian	72
14-17	2,858	Pacific Islander	708
18-24	3,009	Other Ethnicity	3
25-30	944	Unknown	5,100
Age 30+	1,065	Total	8,091
Total	8,091		

Contact with **8,091 (duplicated)¹** individuals



89 youth enrolled in Intensive Mentorship of which **84% are male**



28% of outreach activities (152 of 547)² occurred in **Housing Developments**

Crisis Response

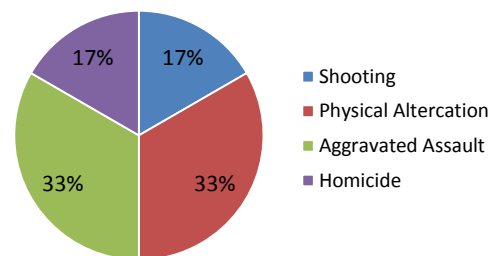
Respond to youth-related homicides, shootings, and stabbings to reduce the rate of violent incidents

SVIP responded to 5 crisis events

Events

- 1** Bayview/Hunter's Point
- 1** Mission
- 0** Visitacion Valley/Oceanview-Merced-Ingleside
- 4** Western Addition/Tenderloin/South of Market

1 Homicide and 1 Shooting



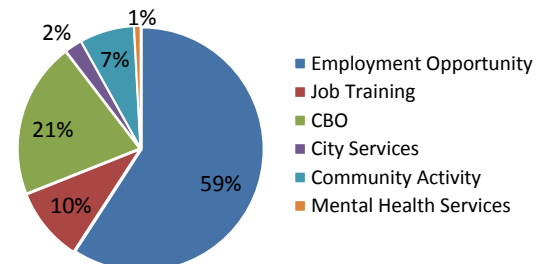
Street Outreach

Conduct intervention and Prevention through daily canvassing of identified schools and neighborhood "hot zones"

3,837 individuals contacted through daily canvassing

Activities	% Served	Location
57	16%	Bayview/Hunter's Point
136	18%	Mission
110	28%	Visitacion Valley/Oceanview-Merced-Ingleside
140	38%	Western Addition/Tenderloin/South of Market

693 Referrals to Supportive Services



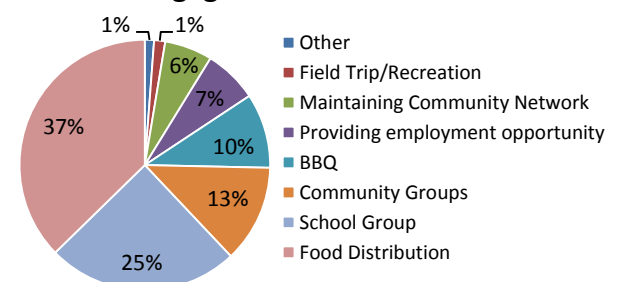
Community Mobilization

Provide public education and community mobilization efforts in neighborhood "hot zones"

4,044 individuals attended 81 community activities

Activities	% Served	Location
18	30%	Bayview/Hunter's Point
16	16%	Mission
5	42%	Visitacion Valley/Oceanview-Merced-Ingleside
8	11%	Western Addition/Tenderloin/South of Market
4	1%	Other

Resident Engagement Activities



¹Individuals are identified as "duplicate" as they may have received more than one SVIP service

²Alice Griffith (14; 2.5%), Harbor Road (9; 1.6%), Potrero Hill (8; 1.5%) West Point (8; 1.5%) Bernal Dwellings (5; 1.0%); Alemany (14; 2.5%), Brighton Courts (16; 2.9%) Sunnydale (35; 6.4%) Hayes Valley (34; 6.2%), Robert B. Pitts (6; 1.1%), Westside Courts (3; .05%)