

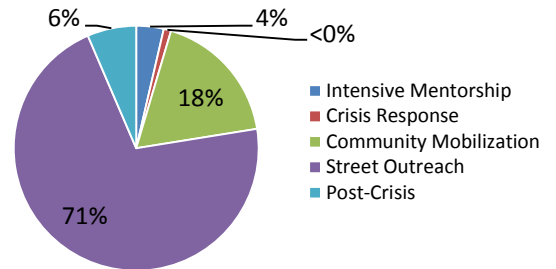


San Francisco Street Violence Intervention Program (SVIP) Monthly Snapshot – June 2016

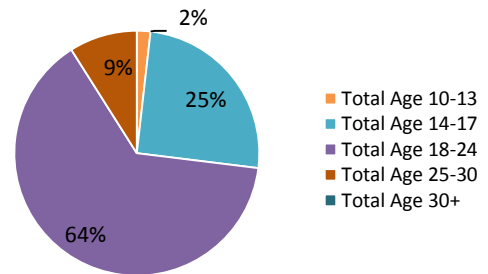
The Mayor’s Office Violence Prevention Services – in partnership with the Department of Children, Youth, and their Families and the Department of Public Health, oversee the **Street Violence Intervention Program**, a street outreach and crisis response program for youth-related street violence.

SVIP Contact Demographics – June 2016			
Male	3,048	African American	2,547
Female	1,564	Latino	799
Total	4,612	White	268
10-13	268	Asian	200
14-17	1,402	Pacific Islander	737
18-24	1,529	Other Ethnicity	89
25-30	530	Unknown	0
Age 30+	883	Total	4,640
Total	4,612		

Contact with **4,800 (duplicated)¹** individuals



167 youth participated in Intensive Mentorship of which **75% are male**



20% of outreach activities (111 of 545)² occurred in **Housing Developments**

Crisis Response

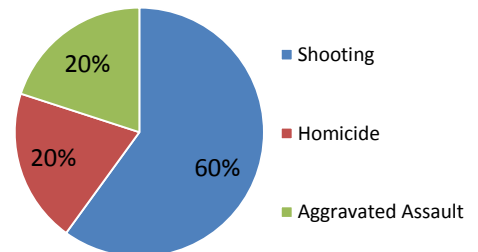
Respond to youth-related homicides, shootings, and stabbings to reduce the rate of violent incidents

SVIP responded to 7 crisis events

Events

- 1** Bayview/Hunter’s Point
- 4** Mission
- 0** Visitacion Valley/Oceanview-Merced-Ingleside
- 2** Western Addition/Tenderloin/South of Market

Events Included 3 Shootings, 1 Homicide, and 1 Aggravated Assault



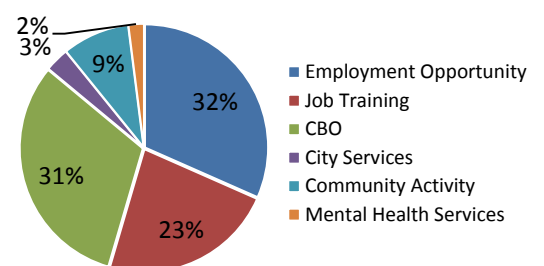
Street Outreach

Conduct intervention and Prevention through daily canvassing of identified schools and neighborhood “hot zones”

3,278 individuals contacted through daily street outreach

Activities	% Served	
38	12%	Bayview/Hunter’s Point
198	20%	Mission
120	43%	Visitacion Valley/Oceanview-Merced-Ingleside
123	24%	Western Addition/Tenderloin/South of Market

794 Linkages to Supportive Services



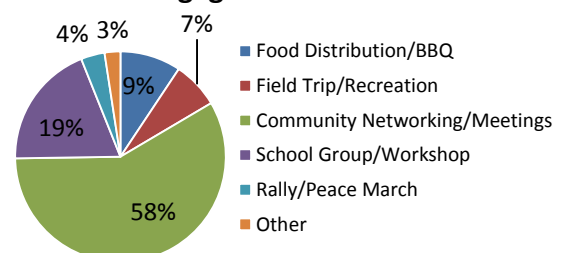
Community Mobilization

Provide public education and community mobilization efforts in neighborhood “hot zones”

824 individuals attended 52 community activities

Activities	% Served	
12	11%	Bayview/Hunter’s Point
24	63%	Mission
2	7%	Visitacion Valley/Oceanview-Merced-Ingleside
10	15%	Western Addition/Tenderloin/South of Market
4	3%	Other

Resident Engagement Activities



¹Individuals are identified as “duplicate” as they may have received more than one SVIP service

²Alice Griffith (6; 5.4%), Harbor Road (6; 5.4%), Potrero Hill (4; 3.6%) West Point (6; 5.5%) Bernal Dwellings (5; 4.5%); Alemany (16; 14.4%), Brighton Courts (7; 6.3%), Sunnydale (12; 10.8%) Hayes Valley (30; 27.0%), Robert B. Pitts (13; 11.7%), Westside Courts (6; 5.4%).