

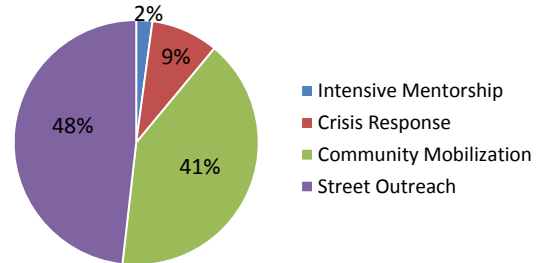


San Francisco Street Violence Intervention Program (SVIP) Monthly Snapshot - March 2015

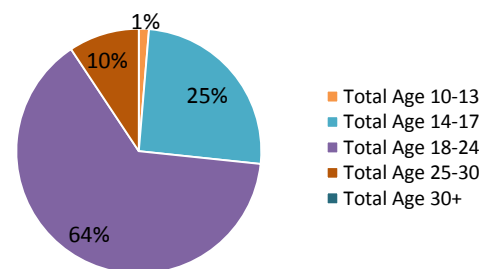
The Mayor's Office Violence Prevention Services – in partnership with the Department of Children, Youth, and their Families and the Department of Public Health, oversee the **Street Violence Intervention Program**, a street outreach and crisis response program for youth-related street violence.

SVIP Contact Demographics March 2015			
Male	2,392	African American	1,559
Female	1,135	Latino	241
Total	3,527	White	28
10-13	337	Asian	27
14-17	1,253	Pacific Islander	213
18-24	1,018	Other Ethnicity	5
25-30	392	Unknown	1,454
Age 30+	527	Total	3,527
Total	3,527		

Contact with **3,527 (duplicated)¹** individuals



75 youth enrolled in Intensive Mentorship of which **81% are male**



25% of outreach activities (112 of 449)² occurred in **Housing Developments**

Crisis Response

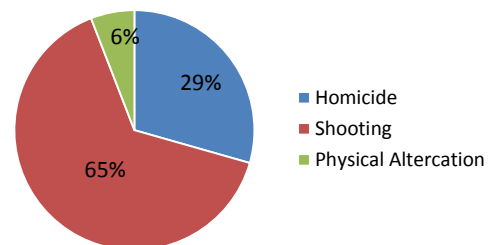
Respond to youth-related homicides, shootings, and stabbings to reduce the rate of violent incidents

SVIP responded to 17 crisis events

Events

- 6** Bayview/Hunter's Point
- 1** Mission
- 4** Visitacion Valley/Oceanview-Merced-Ingleside
- 2** Western Addition/Tenderloin/South of Market

4 homicides and 5 non-fatal shootings



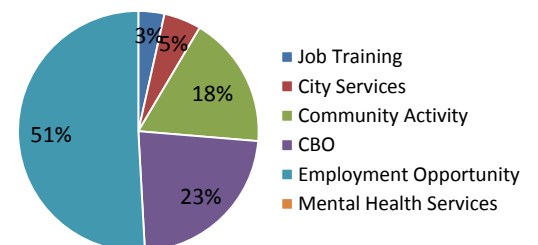
Street Outreach

Conduct intervention and Prevention through daily canvassing of identified schools and neighborhood "hot zones"

1,700 individuals contacted through daily canvassing

Activities	% Served	Location
47	14%	Bayview/Hunter's Point
109	23%	Mission
27	17%	Visitacion Valley/Oceanview-Merced-Ingleside
139	46%	Western Addition/Tenderloin/South of Market

399 Referrals to supportive services



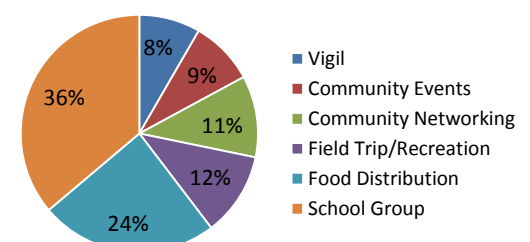
Community Mobilization

Provide public education and community mobilization efforts in neighborhood "hot zones"

1,438 individuals served at 52 community activities

Activities	% Served	Location
10	15%	Bayview/Hunter's Point
20	26%	Mission
10	45%	Visitacion Valley/Oceanview-Merced-Ingleside
12	14%	Western Addition/Tenderloin/South of Market

Resident Engagement Activities



¹Individuals are identified as "duplicate" as they may have received more than one SVIP service

²Alice Griffith (7; 1.6%), Harbor Road (9; 2%), Potrero Hill (14; 3.1%) West Point (5; 1.1%) Bernal Dwellings (6; 0.2%); Alemany (5; 1.1%), Brighton Courts (10; 2.2%) Sunnydale (18; 4%) Hayes Valley (31; 7%), Robert B. Pitts (6; 1.3%), Westside Courts (6; 1.3%)