

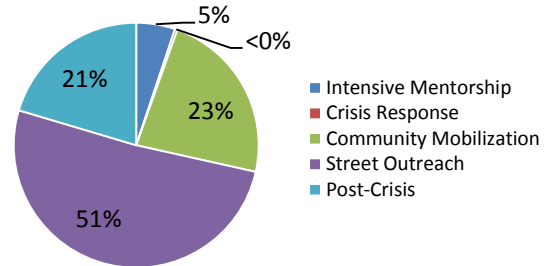


San Francisco Street Violence Intervention Program (SVIP) Monthly Snapshot – March 2016

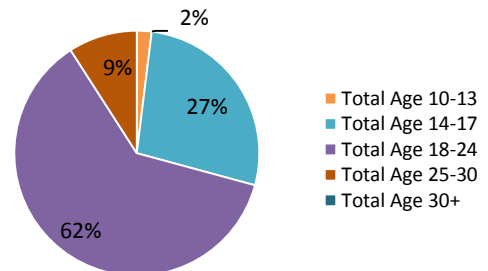
The Mayor’s Office Violence Prevention Services – in partnership with the Department of Children, Youth, and their Families and the Department of Public Health, oversee the **Street Violence Intervention Program**, a street outreach and crisis response program for youth-related street violence.

SVIP Contact Demographics March 2016			
Male	1,906	African American	1,380
Female	1,095	Latino	633
Total	3,001	White	78
10-13	448	Asian	100
14-17	782	Pacific Islander	742
18-24	678	Other Ethnicity	51
25-30	366	Unknown	17
Age 30+	727	Total	3,001
Total	3,001		

Contact with **3,301 (duplicated)¹** individuals



154 youth participated in Intensive Mentorship of which **75% are male**



23% of outreach activities (105 of 452)² occurred in **Housing Developments**

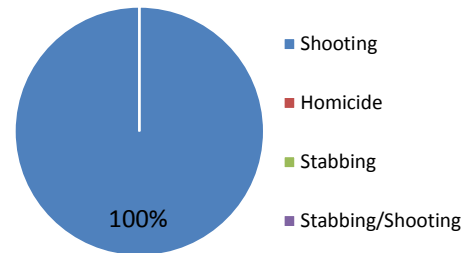
Crisis Response

Respond to youth-related homicides, shootings, and stabbings to reduce the rate of violent incidents

SVIP responded to 5 crisis events

Events	Count	Location
Bayview/Hunter’s Point	3	
Mission	1	
Visitacion Valley/Oceanview-Merced-Ingleside	1	
Western Addition/Tenderloin/South of Market	0	

Events Included 5 Shootings and 0 Homicides



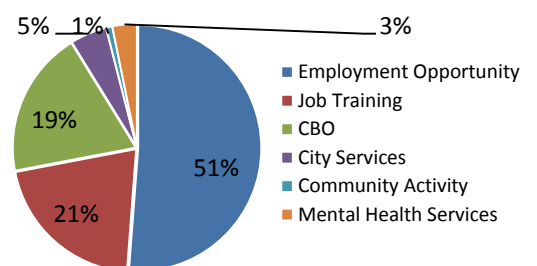
Street Outreach

Conduct intervention and Prevention through daily canvassing of identified schools and neighborhood “hot zones”

1,543 individuals contacted through daily street outreach

Activities	% Served	Location
67	3%	Bayview/Hunter’s Point
182	42%	Mission
29	19%	Visitacion Valley/Oceanview-Merced-Ingleside
102	37%	Western Addition/Tenderloin/South of Market

125 Linkages to Supportive Services



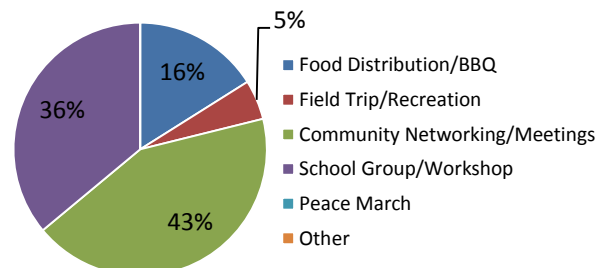
Community Mobilization

Provide public education and community mobilization efforts in neighborhood “hot zones”

691 individuals attended 55 community activities

Activities	% Served	Location
24	27%	Bayview/Hunter’s Point
12	19%	Mission
6	16%	Visitacion Valley/Oceanview-Merced-Ingleside
13	30%	Western Addition/Tenderloin/South of Market
4	8%	Other

Resident Engagement Activities



¹Individuals are identified as “duplicate” as they may have received more than one SVIP service

²Alice Griffith (9; 8.6%), Harbor Road (13; 12.4%), Potrero Hill (17; 16.2%) West Point (9; 8.6%) Bernal Dwellings (1; 1.0%); Alemany (3; 2.9%), Brighton Courts (8; 7.6%) Sunnydale (16; 15.2%) Hayes Valley (19; 18.1%), Robert B. Pitts (9; 8.6%), Westside Courts (1; 1.0%).