

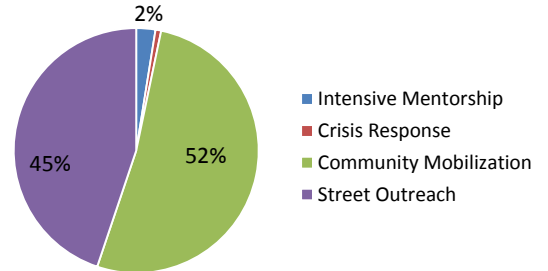


# San Francisco Street Violence Intervention Program (SVIP) Monthly Snapshot - September 2015

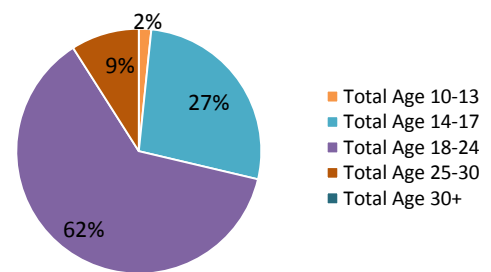
The Mayor's Office Violence Prevention Services – in partnership with the Department of Children, Youth, and their Families and the Department of Public Health, oversee the **Street Violence Intervention Program**, a street outreach and crisis response program for youth-related street violence.

<b>SVIP Contact Demographics September 2015</b>			
Male	<b>3,265</b>	African American	<b>2,390</b>
Female	<b>1,557</b>	Latino	<b>406</b>
Total	<b>4,822</b>	White	<b>179</b>
10-13	<b>413</b>	Asian	<b>207</b>
14-17	<b>1,177</b>	Pacific Islander	<b>801</b>
18-24	<b>1,528</b>	Other Ethnicity	<b>8</b>
25-30	<b>667</b>	Unknown	<b>831</b>
Age 30+	<b>1,037</b>	Total	<b>4,822</b>
Total	<b>4,822</b>		

Contact with **4,822 (duplicated)<sup>1</sup>** individuals



**122 youth** enrolled in Intensive Mentorship of which **80% are male**



**30%** of outreach activities (146 of 488)<sup>2</sup> occurred in **Housing Developments**

## Crisis Response

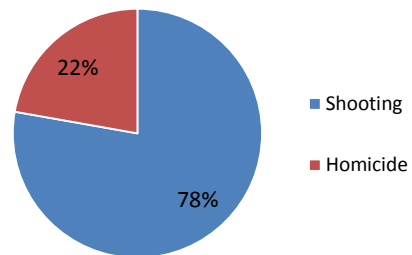
Respond to youth-related homicides, shootings, and stabbings to reduce the rate of violent incidents

**SVIP responded to 9 crisis events**

*Events*

- 5** Bayview/Hunter's Point
- 1** Mission
- 3** Visitacion Valley/Oceanview-Merced-Ingleside
- 0** Western Addition/Tenderloin/South of Market

**2 Homicides and 7 Non-fatal Shootings**



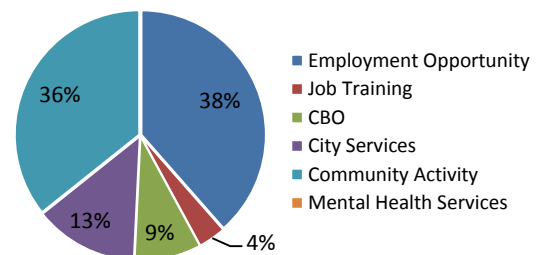
## Street Outreach

Conduct intervention and Prevention through daily canvassing of identified schools and neighborhood "hot zones"

**1,833 individuals contacted through daily canvassing**

Activities	% Served	
<b>101</b>	<b>16%</b>	Bayview/Hunter's Point
<b>72</b>	<b>11%</b>	Mission
<b>132</b>	<b>28%</b>	Visitacion Valley/Oceanview-Merced-Ingleside
<b>111</b>	<b>45%</b>	Western Addition/Tenderloin/South of Market

**172 Referrals to Supportive Services**



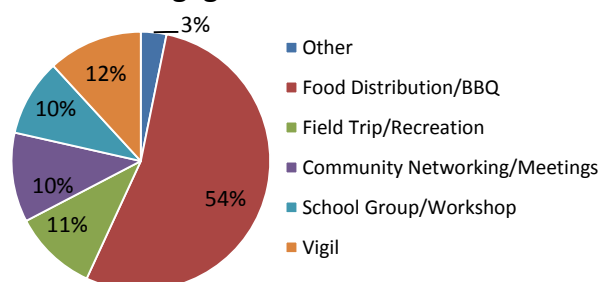
## Community Mobilization

Provide public education and community mobilization efforts in neighborhood "hot zones"

**2,502 individuals attended 62 community activities**

Activities	% Served	
<b>23</b>	<b>45%</b>	Bayview/Hunter's Point
<b>15</b>	<b>11%</b>	Mission
<b>5</b>	<b>32%</b>	Visitacion Valley/Oceanview-Merced-Ingleside
<b>14</b>	<b>10%</b>	Western Addition/Tenderloin/South of Market
<b>5</b>	<b>2%</b>	Other

**Resident Engagement Activities**



<sup>1</sup>Individuals are identified as "duplicate" as they may have received more than one SVIP service

<sup>2</sup>Alice Griffith (19; 3.9%), Harbor Road (5; 1.0%), Potrero Hill (17; 3.5%) West Point (6; 1.2%) Bernal Dwellings (2; 0.4%); Alemany (27; 5.5%), Brighton Courts (17; 3.5%) Sunnydale (25; 5.1%) Hayes Valley (21; 4.3%), Robert B. Pitts (7; 1.4%), Westside Courts (0).