

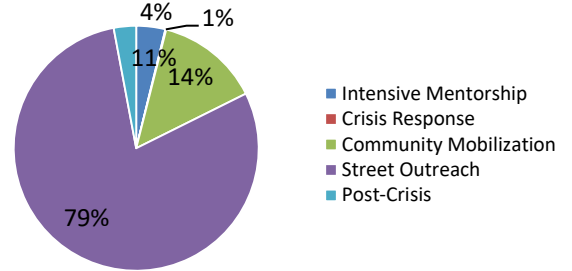


# San Francisco Street Violence Intervention Program (SVIP) Monthly Snapshot – July 2017

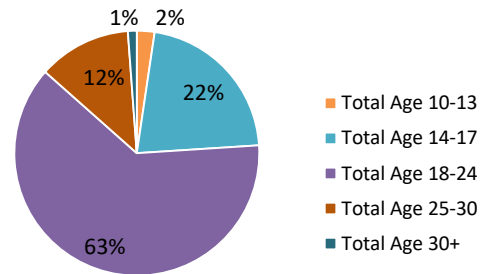
The Mayor’s Office Violence Prevention Services – in partnership with the Department of Children, Youth, and their Families and the Department of Public Health, oversee the **Street Violence Intervention Program**, a street outreach and crisis response program for youth-related street violence.

SVIP Contact Demographics – July 2017			
Male	<b>3,362</b>	African American	<b>2,973</b>
Female	<b>1,296</b>	Latino	<b>819</b>
Total	<b>4,658</b>	White	<b>202</b>
10-13	<b>240</b>	Asian	<b>188</b>
14-17	<b>836</b>	Pacific Islander	<b>435</b>
18-24	<b>1,848</b>	Other Ethnicity	<b>28</b>
25-30	<b>486</b>	Unknown	<b>23</b>
Age 30+	<b>1,250</b>	Total	<b>4,668</b>
Total	<b>4,660</b>		

Contact with **4,668 (duplicated)<sup>1</sup>** individuals



**179 youth** participated in Intensive Mentorship of which **73% are male**



**38%** of outreach activities (165 of 433)<sup>2</sup> occurred in **Housing Developments**

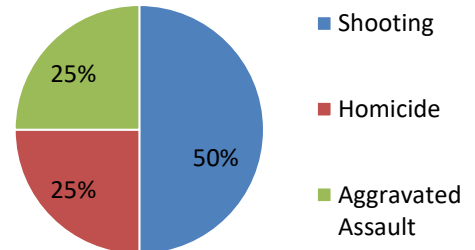
## Crisis Response

Respond to youth-related homicides, shootings, and stabbings to reduce the rate of violent incidents

### SVIP responded to 4 crisis events

Events	Count	Location
Bayview/Hunter’s Point	2	
Mission	2	
Visitacion Valley/Oceanview-Merced-Ingleside	0	
Western Addition/Tenderloin/South of Market	0	

### Events Included 5 Homicides and 2 Shootings



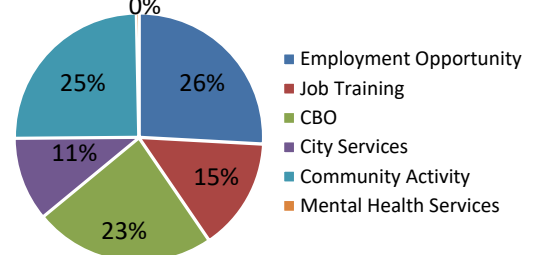
## Street Outreach

Conduct intervention and Prevention through daily canvassing of identified schools and neighborhood “hot zones”

### 3,706 individuals contacted through daily street outreach

Activities	% Served	Location
95	14%	Bayview/Hunter’s Point
65	24%	Mission
77	12%	Visitacion Valley/Oceanview-Merced-Ingleside
196	50%	Western Addition/Tenderloin/South of Market

### 959 Linkages to Supportive Services



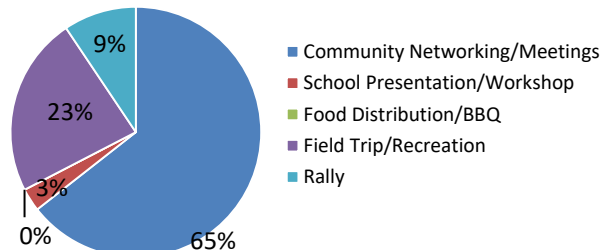
## Community Mobilization

Provide public education and community mobilization efforts in neighborhood “hot zones”

### 640 individuals attended 60 community activities

Activities	% Served	Location
15	23%	Bayview/Hunter’s Point
27	18%	Mission
11	19%	Visitacion Valley/Oceanview-Merced-Ingleside
7	41%	Western Addition/Tenderloin/South of Market

### Engagement Activity Attendance



<sup>1</sup>Individuals are identified as “duplicate” as they may have received more than one SVIP service

<sup>2</sup>Alice Griffith (23; 13.9%), Harbor Road (15; 9.1%), Potrero Hill (16; 9.7%) West Point (2; 1.2%) Bernal Dwellings (4; 2.4%); Alemany (15; 9.1%), Brighton Courts (9; 5.5%), Sunnysdale (23; 13.9%) Hayes Valley (30; 18.2%), Robert B. Pitts (24; 14.6%), Westside Courts (4; 2.4%)