

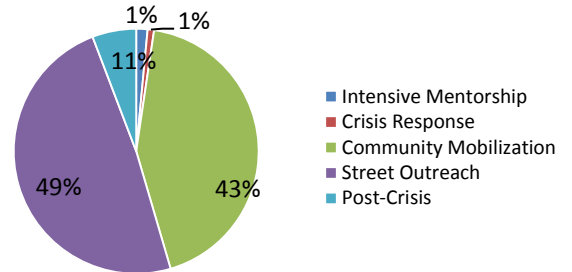


# San Francisco Street Violence Intervention Program (SVIP) Monthly Snapshot – May 2017

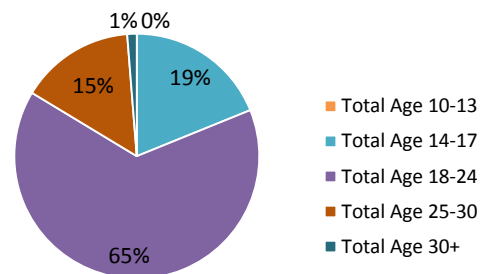
The Mayor’s Office Violence Prevention Services – in partnership with the Department of Children, Youth, and their Families and the Department of Public Health, oversee the **Street Violence Intervention Program**, a street outreach and crisis response program for youth-related street violence.

<b>SVIP Contact Demographics – May 2017</b>			
Male	<b>6,111</b>	African American	<b>5,104</b>
Female	<b>4,936</b>	Latino	<b>2,287</b>
Total	<b>11,047</b>	White	<b>462</b>
10-13	<b>760</b>	Asian	<b>646</b>
14-17	<b>2,606</b>	Pacific Islander	<b>1,641</b>
18-24	<b>3,038</b>	Other Ethnicity	<b>196</b>
25-30	<b>1,154</b>	Unknown	<b>721</b>
Age 30+	<b>3,493</b>	Total	<b>11,057</b>
Total	<b>11,051</b>		

Contact with **11,057 (duplicated)<sup>1</sup>** individuals



**165 youth** participated in Intensive Mentorship of which **73% are male**



**41%** of outreach activities (222 of 548)<sup>2</sup> occurred in **Housing Developments**

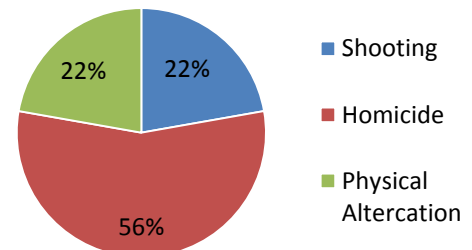
## Crisis Response

Respond to youth-related homicides, shootings, and stabbings to reduce the rate of violent incidents

### SVIP responded to 9 crisis events

Events	Count	Location
Bayview/Hunter’s Point	3	
Mission	6	
Visitacion Valley/Oceanview-Merced-Ingleside	0	
Western Addition/Tenderloin/South of Market	0	

### Events Included 5 Homicides and 2 Shootings



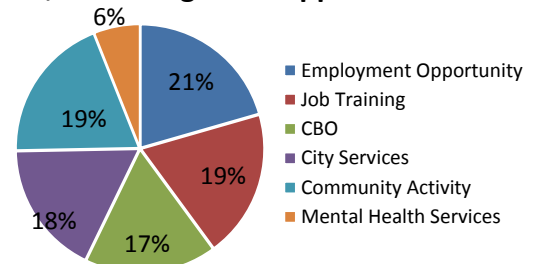
## Street Outreach

Conduct intervention and Prevention through daily canvassing of identified schools and neighborhood “hot zones”

### 5,389 individuals contacted through daily street outreach

Activities	% Served	Location
Bayview/Hunter’s Point	19%	
Mission	26%	
Visitacion Valley/Oceanview-Merced-Ingleside	29%	
Western Addition/Tenderloin/South of Market	27%	

### 3,747 Linkages to Supportive Services



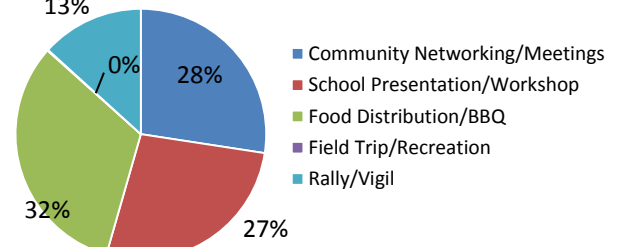
## Community Mobilization

Provide public education and community mobilization efforts in neighborhood “hot zones”

### 4,768 individuals attended 82 community activities

Activities	% Served	Location
Bayview/Hunter’s Point	30%	
Mission	24%	
Visitacion Valley/Oceanview-Merced-Ingleside	28%	
Western Addition/Tenderloin/South of Market	17%	

### Engagement Activity Attendance



<sup>1</sup>Individuals are identified as “duplicate” as they may have received more than one SVIP service

<sup>2</sup>Alice Griffith (16; 7.2%), Harbor Road (29; 13.1%), Potrero Hill (22; 9.9%) West Point (18; 8.1%) Bernal Dwellings (3; 1.4%); Alemany (14; 6.3%), Brighton Courts (17; 7.7%), Sunnysdale (41; 18.5%) Hayes Valley (36; 16.3%), Robert B. Pitts (19; 8.6%), Westside Courts (7; 3.2%)