

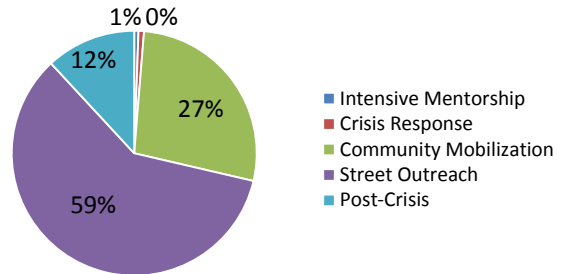


# San Francisco Street Violence Intervention Program (SVIP) Annual Snapshot: Jan – December 2016

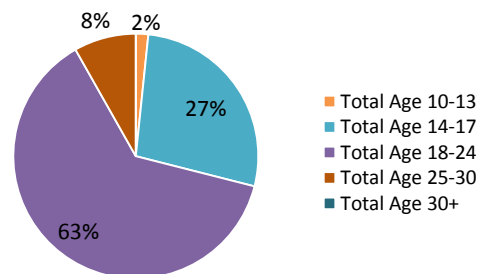
The Mayor’s Office Violence Prevention Services – in partnership with the Department of Children, Youth, and their Families and the Department of Public Health, oversee the **Street Violence Intervention Program**, a street outreach and crisis response program for youth-related street violence.

<b>SVIP Contact Demographics: Jan. '16 – Dec. '16</b>			
Male	<b>41,776</b>	African American	<b>30,881</b>
Female	<b>23,133</b>	Latino	<b>15,666</b>
<b>Total</b>	<b>64,909</b>	White	<b>3,262</b>
10-13	<b>5,829</b>	Asian	<b>4,071</b>
14-17	<b>21,753</b>	Pacific Islander	<b>8,896</b>
18-24	<b>15,722</b>	Other Ethnicity	<b>1,009</b>
25-30	<b>9,074</b>	Unknown	<b>1,124</b>
Age 30+	<b>12,531</b>	<b>Total</b>	<b>64,909</b>
<b>Total</b>	<b>64,909</b>		

Contact with **64,909 (duplicated)<sup>1</sup>** individuals



**183 youth** participated in Intensive Mentorship of which **77% are male**



**27%** of outreach activities (1845 of 6,866)<sup>2</sup> occurred in **Housing Developments**

## Crisis Response

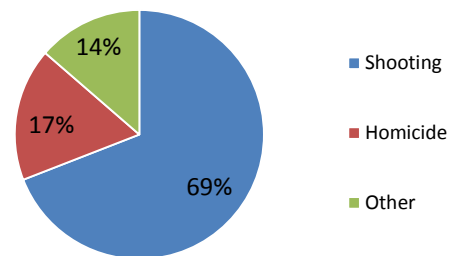
Respond to youth-related homicides, shootings, and stabbings to reduce the rate of violent incidents

**SVIP responded to 110 crisis events**

### Events

<b>30</b>	Bayview/Hunter’s Point
<b>39</b>	Mission
<b>18</b>	Visitacion Valley/Oceanview-Merced-Ingleside
<b>23</b>	Western Addition/Tenderloin/South of Market

**Crisis Events Included 76 Shootings and 19 Homicides<sup>3</sup>**



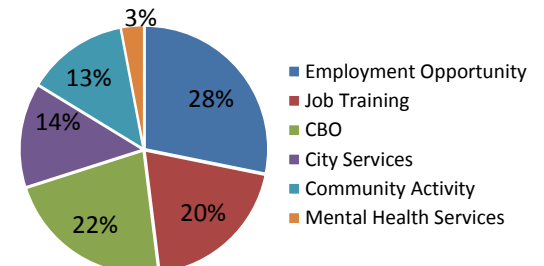
## Street Outreach

Conduct intervention and Prevention through daily canvassing of identified schools and neighborhood “hot zones”

**38,600 individuals contacted through daily street outreach**

**8,801 Linkages to Supportive Services**

Activities	% Served	
<b>893</b>	<b>10%</b>	Bayview/Hunter’s Point
<b>1,990</b>	<b>29%</b>	Mission
<b>1,551</b>	<b>40%</b>	Visitacion Valley/Oceanview-Merced-Ingleside
<b>1,420</b>	<b>20%</b>	Western Addition/Tenderloin/South of Market



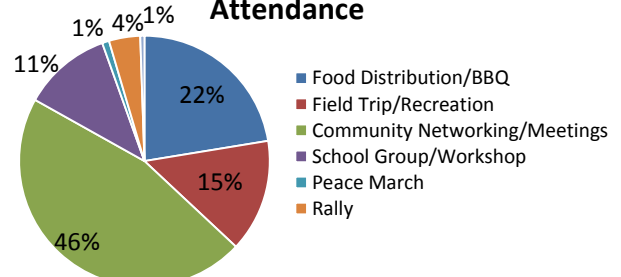
## Community Mobilization

Provide public education and community mobilization efforts in neighborhood “hot zones”

**17,754 individuals attended 727 community activities**

**Resident Engagement Activity Attendance**

Activities	% Served	
<b>198</b>	<b>14%</b>	Bayview/Hunter’s Point
<b>261</b>	<b>37%</b>	Mission
<b>88</b>	<b>18%</b>	Visitacion Valley/Oceanview-Merced-Ingleside
<b>130</b>	<b>28%</b>	Western Addition/Tenderloin/South of Market
<b>50</b>	<b>3%</b>	Other (SF County jail in San Bruno)



<sup>1</sup>Individuals are identified as “duplicate” as they may have received more than one SVIP service

<sup>2</sup>Alice Griffith (99; 5.4%), Harbor Road (164; 8.9%), Potrero Hill (129; 7.0%), West Point (133; 7.2%), Bernal Dwellings (53; 2.9%), Alemany (186; 10.1%), Brighton Courts (225; 12.2%), Sunnydale (350; 19%), Hayes Valley (350; 19%), Robert B. Pitts (136; 7.4%), Westside Courts (20; 1.1%)

<sup>3</sup>Other includes some other type of physical altercation including stabbings, fighting, etc.