

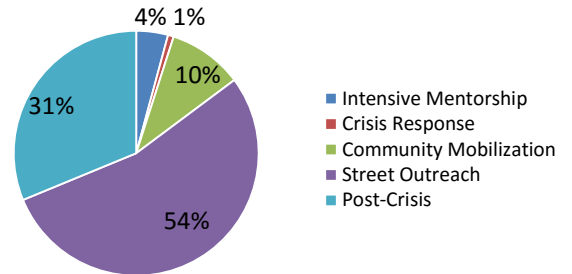


# San Francisco Street Violence Intervention Program (SVIP) Monthly Snapshot – December 2016

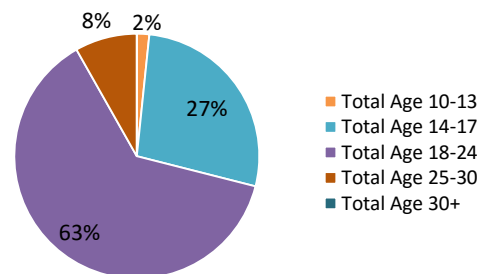
The Mayor’s Office Violence Prevention Services – in partnership with the Department of Children, Youth, and their Families and the Department of Public Health, oversee the **Street Violence Intervention Program**, a street outreach and crisis response program for youth-related street violence.

<b>SVIP Contact Demographics – December 2016</b>			
Male	<b>3,021</b>	African American	<b>2,502</b>
Female	<b>1,344</b>	Latino	<b>902</b>
Total	<b>4,365</b>	White	<b>130</b>
10-13	<b>184</b>	Asian	<b>88</b>
14-17	<b>1,511</b>	Pacific Islander	<b>721</b>
18-24	<b>1,318</b>	Other Ethnicity	<b>14</b>
25-30	<b>739</b>	Unknown	<b>8</b>
Age 30+	<b>613</b>	Total	<b>4,365</b>
Total	<b>4,365</b>		

Contact with **4,365 (duplicated)<sup>1</sup>** individuals



**183 youth** participated in Intensive Mentorship of which **76% are male**



**39%** of outreach activities (161 of 41)<sup>2</sup> occurred in **Housing Developments**

## Crisis Response

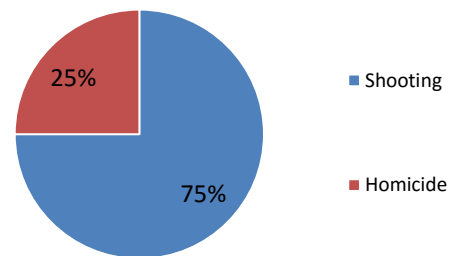
Respond to youth-related homicides, shootings, and stabbings to reduce the rate of violent incidents

**SVIP responded to 4 crisis events**

*Events*

- 1** Bayview/Hunter’s Point
- 2** Mission
- 1** Visitacion Valley/Oceanview-Merced-Ingleside
- 0** Western Addition/Tenderloin/South of Market

**Events Included 3 Shootings and 1 Homicide**



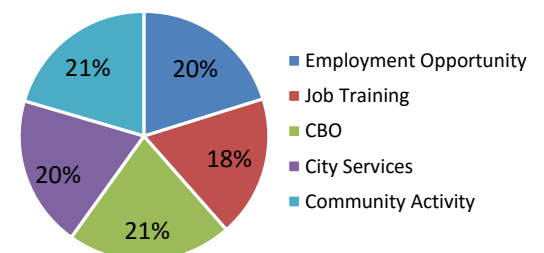
## Street Outreach

Conduct intervention and Prevention through daily canvassing of identified schools and neighborhood “hot zones”

**2,356 individuals contacted through daily street outreach**

**2,206 Linkages to Supportive Services**

Activities	% Served	
<b>60</b>	<b>12%</b>	Bayview/Hunter’s Point
<b>104</b>	<b>32%</b>	Mission
<b>95</b>	<b>23%</b>	Visitacion Valley/Oceanview-Merced-Ingleside
<b>104</b>	<b>32%</b>	Western Addition/Tenderloin/South of Market



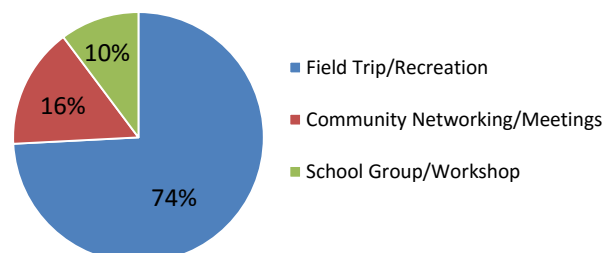
## Community Mobilization

Provide public education and community mobilization efforts in neighborhood “hot zones”

**430 individuals attended 28 community activities**

**Resident Engagement Activity Attendance**

Activities	% Served	
<b>4</b>	<b>7%</b>	Bayview/Hunter’s Point
<b>14</b>	<b>6%</b>	Mission
<b>4</b>	<b>22%</b>	Visitacion Valley/Oceanview-Merced-Ingleside
<b>3</b>	<b>50%</b>	Western Addition/Tenderloin/South of Market
<b>3</b>	<b>7%</b>	Other (SF County jail in San Bruno)



<sup>1</sup>Individuals are identified as “duplicate” as they may have received more than one SVIP service

<sup>2</sup>Alice Griffith (7; 4.3%), Harbor Road (26; 16.1%), Potrero Hill (3; 1.9%) West Point (17; 10.6%) Bernal Dwellings (3; 1.9%); Alemany (14; 8.7%), Brighton Courts (17; 10.6%), Sunnydale (21; 13.0%) Hayes Valley (33; 20.5%), Robert B. Pitts (20; 12.4%), Westside Courts (0; 0.0%)