



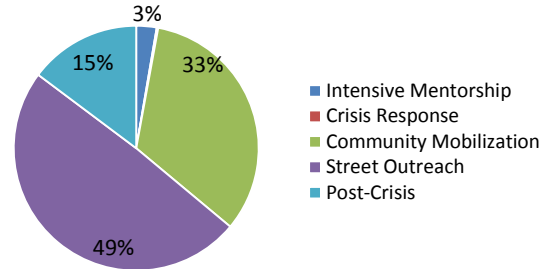
# San Francisco Street Violence Intervention Program (SVIP)

## Monthly Snapshot – February 2016

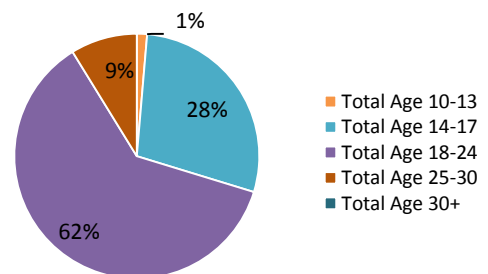
The Mayor’s Office Violence Prevention Services – in partnership with the Department of Children, Youth, and their Families and the Department of Public Health, oversee the **Street Violence Intervention Program**, a street outreach and crisis response program for youth-related street violence.

<b>SVIP Contact Demographics February 2016</b>			
Male	<b>3,520</b>	African American	<b>2,946</b>
Female	<b>1,987</b>	Latino	<b>968</b>
<b>Total</b>	<b>5,507</b>	White	<b>283</b>
10-13	<b>802</b>	Asian	<b>460</b>
14-17	<b>978</b>	Pacific Islander	<b>561</b>
18-24	<b>1,335</b>	Other Ethnicity	<b>240</b>
25-30	<b>935</b>	Unknown	<b>49</b>
Age 30+	<b>1,457</b>	<b>Total</b>	<b>5,507</b>
<b>Total</b>	<b>5,507</b>		

Contact with **5,507 (duplicated)<sup>1</sup>** individuals



**148 youth** enrolled in Intensive Mentorship of which **77% are male**



**27%** of outreach activities (147 of 544)<sup>2</sup> occurred in **Housing Developments**

### Crisis Response

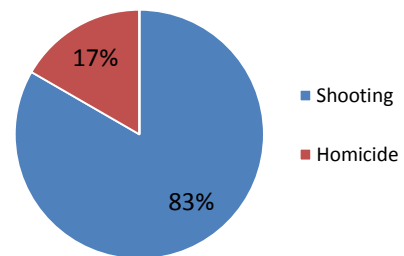
Respond to youth-related homicides, shootings, and stabbings to reduce the rate of violent incidents

**SVIP responded to 6 crisis events**

*Events*

- 1 Bayview/Hunter’s Point
- 2 Mission
- 1 Visitacion Valley/Oceanview-Merced-Ingleside
- 1 Western Addition/Tenderloin/South of Market

**Events Included 5 Shootings and 1 Homicide**



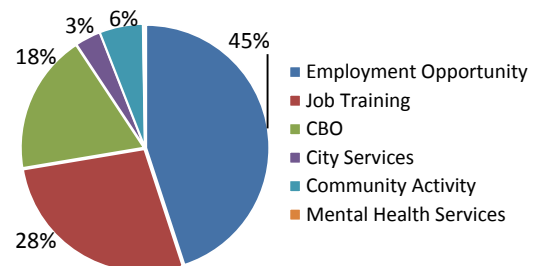
### Street Outreach

Conduct intervention and Prevention through daily canvassing of identified schools and neighborhood “hot zones”

**2,708 individuals contacted through daily street outreach**

Activities	% Served	Location
87	4%	Bayview/Hunter’s Point
123	17%	Mission
100	56%	Visitacion Valley/Oceanview-Merced-Ingleside
128	23%	Western Addition/Tenderloin/South of Market

**387 Linkages to Supportive Services**



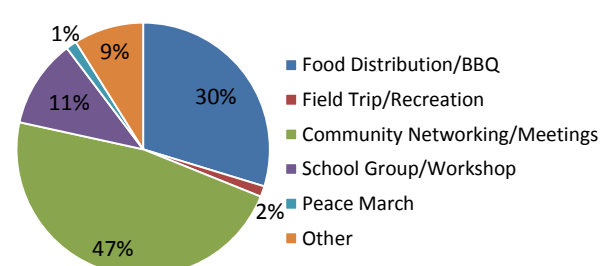
### Community Mobilization

Provide public education and community mobilization efforts in neighborhood “hot zones”

**1,827 individuals attended 87 community activities**

Activities	% Served	Location
26	28%	Bayview/Hunter’s Point
25	33%	Mission
9	12%	Visitacion Valley/Oceanview-Merced-Ingleside
21	23%	Western Addition/Tenderloin/South of Market
6	4%	Other

**Resident Engagement Activities**



<sup>1</sup>Individuals are identified as “duplicate” as they may have received more than one SVIP service

<sup>2</sup>Alice Griffith (11; 7.5%), Harbor Road (18; 12.2%), Potrero Hill (11; 7.5%) West Point (12; 8.2%) Bernal Dwellings (2; 1.4%); Alemany (13; 8.8%), Brighton Courts (19; 12.9%) Sunnydale (30; 20.4%) Hayes Valley (25; 17.0%), Robert B. Pitts (6; 4.1%), Westside Courts (0%).