

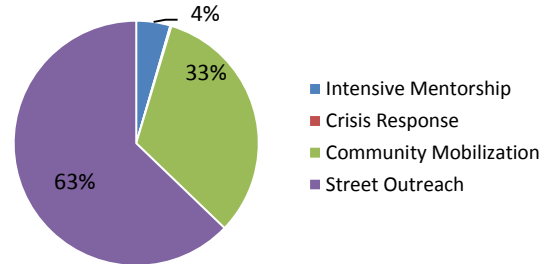


# San Francisco Street Violence Intervention Program (SVIP) Monthly Snapshot – January 2016

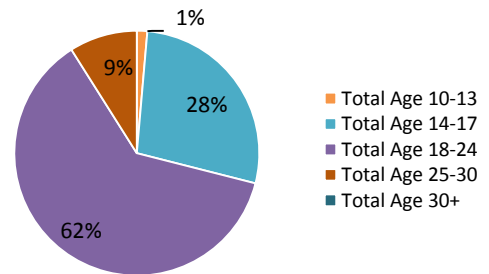
The Mayor’s Office Violence Prevention Services – in partnership with the Department of Children, Youth, and their Families and the Department of Public Health, oversee the **Street Violence Intervention Program**, a street outreach and crisis response program for youth-related street violence.

<b>SVIP Contact Demographics January 2016</b>			
Male	<b>1,938</b>	African American	<b>1,416</b>
		Latino	<b>638</b>
Total	<b>3,225</b>	White	<b>120</b>
10-13	<b>125</b>	Asian	<b>231</b>
14-17	<b>1,243</b>	Pacific Islander	<b>563</b>
18-24	<b>941</b>	Other Ethnicity	<b>56</b>
25-30	<b>364</b>	Unknown	<b>201</b>
Age 30+	<b>552</b>	Total	<b>3,225</b>
Total	<b>3,225</b>		

Contact with **3,225 (duplicated)<sup>1</sup>** individuals



**145 youth** enrolled in Intensive Mentorship of which **78% are male**



**36%** of outreach activities (140 of 393)<sup>2</sup> occurred in **Housing Developments**

## Crisis Response

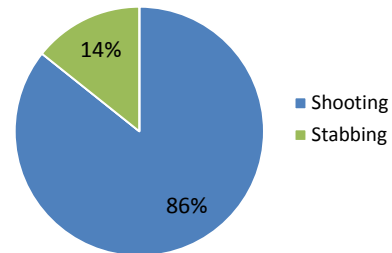
Respond to youth-related homicides, shootings, and stabbings to reduce the rate of violent incidents

**SVIP responded to 7 crisis events**

*Events*

- 3** Bayview/Hunter’s Point
- 3** Mission
- 0** Visitacion Valley/Oceanview-Merced-Ingleside
- 1** Western Addition/Tenderloin/South of Market

**Events Included 6 Shootings and 1 Stabbing**



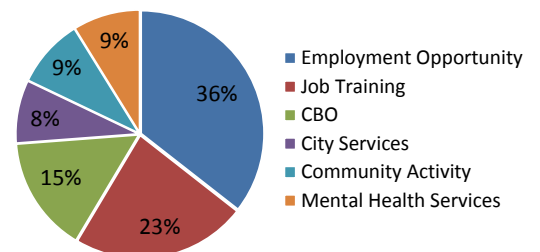
## Street Outreach

Conduct intervention and Prevention through daily canvassing of identified schools and neighborhood “hot zones”

**1,089 individuals contacted through daily street outreach**

Activities	% Served	
<b>72</b>	<b>5%</b>	Bayview/Hunter’s Point
<b>43</b>	<b>9%</b>	Mission
<b>143</b>	<b>71%</b>	Visitacion Valley/Oceanview-Merced-Ingleside
<b>76</b>	<b>15%</b>	Western Addition/Tenderloin/South of Market

**748 Linkages to Supportive Services**



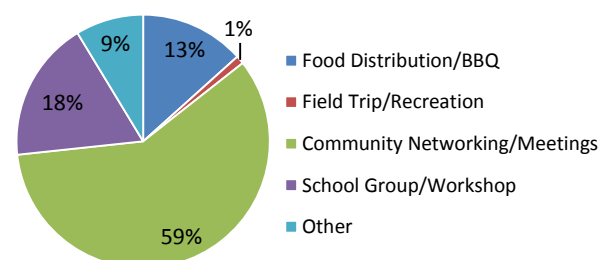
## Community Mobilization

Provide public education and community mobilization efforts in neighborhood “hot zones”

**1,049 individuals attended 50 community activities**

Activities	% Served	
<b>13</b>	<b>8%</b>	Bayview/Hunter’s Point
<b>19</b>	<b>61%</b>	Mission
<b>2</b>	<b>13%</b>	Visitacion Valley/Oceanview-Merced-Ingleside
<b>11</b>	<b>13%</b>	Western Addition/Tenderloin/South of Market
<b>5</b>	<b>5%</b>	Other

**Resident Engagement Activities**



<sup>1</sup>Individuals are identified as “duplicate” as they may have received more than one SVIP service

<sup>2</sup>Alice Griffith (7; 1.8%), Harbor Road (11; 2.8%), Potrero Hill (13; 3.3%) West Point (8; 2.0%) Bernal Dwellings (0%); Alemany (23; 5.9%), Brighton Courts (23; 5.9%) Sunnydale (32; 8.1%) Hayes Valley (20; 5.1%), Robert B. Pitts (3; 0.8%), Westside Courts (0%).