

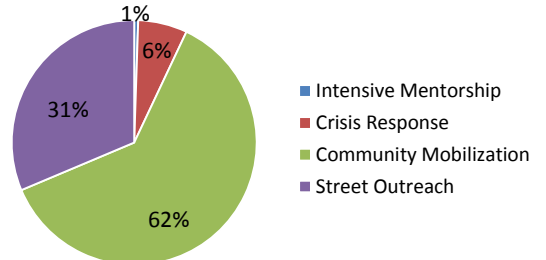


San Francisco Street Violence Intervention Program (SVIP) Monthly Snapshot - May 2015

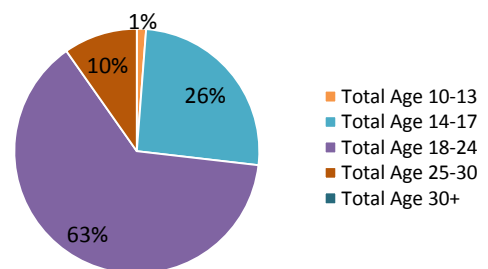
The Mayor's Office Violence Prevention Services – in partnership with the Department of Children, Youth, and their Families and the Department of Public Health, oversee the **Street Violence Intervention Program**, a street outreach and crisis response program for youth-related street violence.

SVIP Contact Demographics May 2015			
Male	9,307	African American	2,401
Female	6,367	Latino	718
Total	15,674	White	122
10-13	789	Asian	463
14-17	6,167	Pacific Islander	895
18-24	3,477	Other Ethnicity	8
25-30	2,366	Unknown	11,067
Age 30+	2,875	Total	15,674
Total	15,674		

Contact with **15,674 (duplicated)¹** individuals



82 youth enrolled in Intensive Mentorship of which **83% are male**



28% of outreach activities (202 of 712)² occurred in **Housing Developments**

Crisis Response

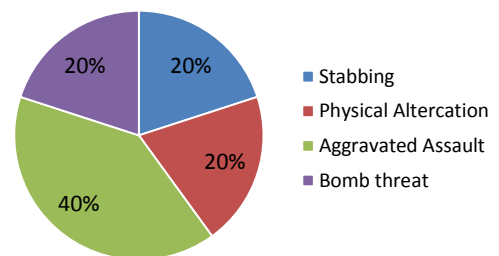
Respond to youth-related homicides, shootings, and stabbings to reduce the rate of violent incidents

SVIP responded to 5 crisis events

Events

- 2** Bayview/Hunter's Point
- 1** Mission
- 1** Visitacion Valley/Oceanview-Merced-Ingleside
- 1** Western Addition/Tenderloin/South of Market

1 Stabbing and 2 Aggravated Assaults



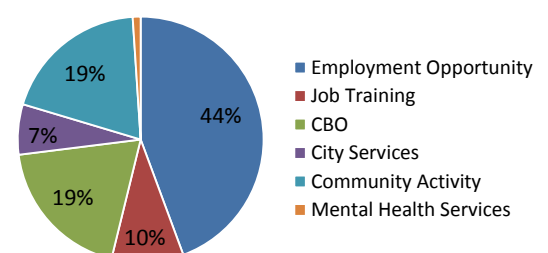
Street Outreach

Conduct intervention and Prevention through daily canvassing of identified schools and neighborhood "hot zones"

4,913 individuals contacted through daily canvassing

Activities	% Served	
95	17%	Bayview/Hunter's Point
165	9%	Mission
82	24%	Visitacion Valley/Oceanview-Merced-Ingleside
190	50%	Western Addition/Tenderloin/South of Market

771 Referrals to Supportive Services



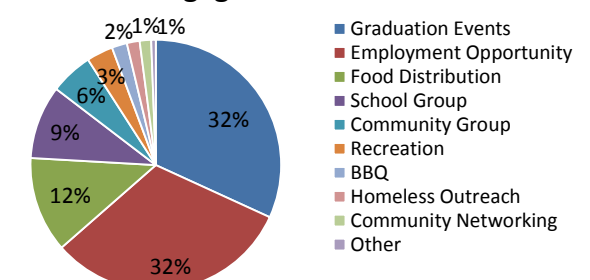
Community Mobilization

Provide public education and community mobilization efforts in neighborhood "hot zones"

9,661 individuals attended 81 community activities

Activities	% Served	
23	47%	Bayview/Hunter's Point
25	30%	Mission
12	4%	Visitacion Valley/Oceanview-Merced-Ingleside
17	18%	Western Addition/Tenderloin/South of Market
4	0.4%	Other

Resident Engagement Activities



¹Individuals are identified as "duplicate" as they may have received more than one SVIP service; Duplicated service numbers in May include all attendees of large graduation and other community events—all individuals included in the total may not have had direct contact with SVIP staff.

²Alice Griffith (37; 5.2%), Harbor Road (14; 2.0%), Potrero Hill (16; 2.2%) West Point (10; 1.4%) Bernal Dwellings (6; 0.8%); Alemany (23; 3.2%), Brighton Courts (13; 1.8%) Sunnydale (25; 3.5%) Hayes Valley (38; 5.3%), Robert B. Pitts (10; 1.4%), Westside Courts (10; 1.4%)