

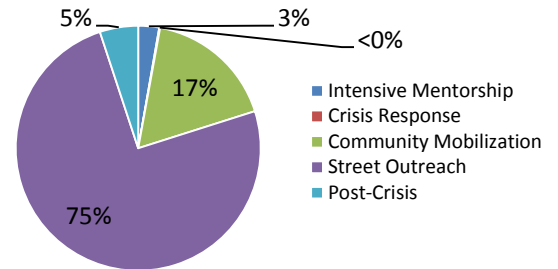


San Francisco Street Violence Intervention Program (SVIP) Monthly Snapshot – May 2016

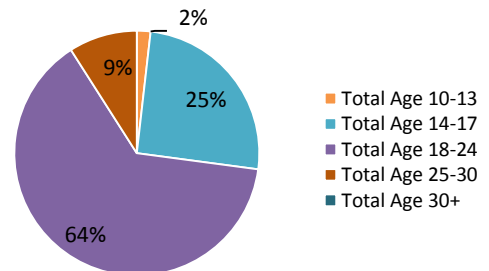
The Mayor’s Office Violence Prevention Services – in partnership with the Department of Children, Youth, and their Families and the Department of Public Health, oversee the **Street Violence Intervention Program**, a street outreach and crisis response program for youth-related street violence.

SVIP Contact Demographics May 2016			
Male	3,985	African American	2,775
Female	2,038	Latino	1,087
Total	6,023	White	242
10-13	1,281	Asian	709
14-17	996	Pacific Islander	799
18-24	2,064	Other Ethnicity	155
25-30	595	Unknown	256
Age 30+	1,087	Total	6,023
Total	6,023		

Contact with **6,023 (duplicated)¹** individuals



166 youth participated in Intensive Mentorship of which **75% are male**



24% of outreach activities (144 of 606)² occurred in **Housing Developments**

Crisis Response

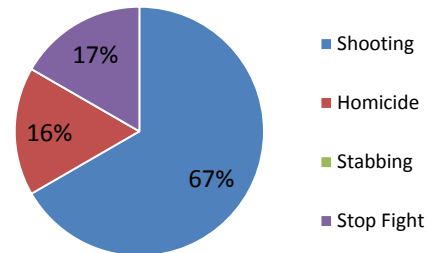
Respond to youth-related homicides, shootings, and stabbings to reduce the rate of violent incidents

SVIP responded to 8 crisis events

Events

- 3** Bayview/Hunter’s Point
- 1** Mission
- 2** Visitacion Valley/Oceanview-Merced-Ingleside
- 2** Western Addition/Tenderloin/South of Market

Events Included 4 Shootings and 1 Homicide



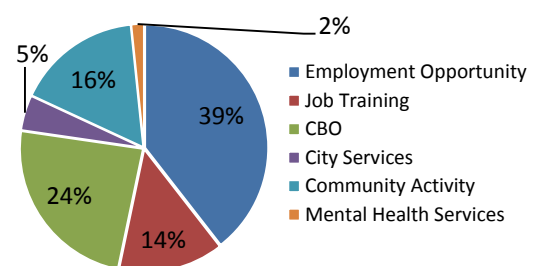
Street Outreach

Conduct intervention and Prevention through daily canvassing of identified schools and neighborhood “hot zones”

4,507 individuals contacted through daily street outreach

Activities	% Served	
41	3%	Bayview/Hunter’s Point
187	12%	Mission
151	63%	Visitacion Valley/Oceanview-Merced-Ingleside
158	22%	Western Addition/Tenderloin/South of Market

304 Linkages to Supportive Services



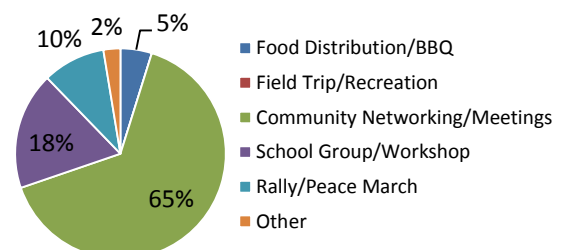
Community Mobilization

Provide public education and community mobilization efforts in neighborhood “hot zones”

1,038 individuals attended 59 community activities

Activities	% Served	
19	13%	Bayview/Hunter’s Point
25	75%	Mission
7	7%	Visitacion Valley/Oceanview-Merced-Ingleside
5	3%	Western Addition/Tenderloin/South of Market
3	2%	Other

Resident Engagement Activities



¹Individuals are identified as “duplicate” as they may have received more than one SVIP service

²Alice Griffith (6; 4.2%), Harbor Road (8; 5.6%), Potrero Hill (8; 5.6%) West Point (5; 3.5%) Bernal Dwellings (3; 2.1%); Alemany (15; 10.4%), Brighton Courts (20; 13.9%), Sunnydale (36; 25.0%) Hayes Valley (30; 20.8%), Robert B. Pitts (10; 6.9%), Westside Courts (3; 2.1%).