

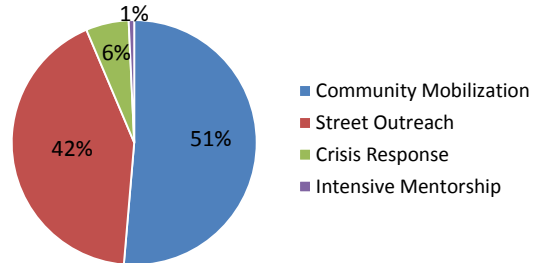


San Francisco Street Violence Intervention Program (SVIP) Quarterly Snapshot – January - March 2015

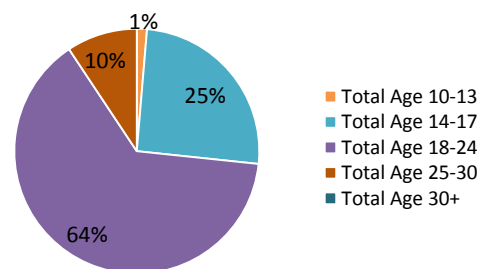
The Mayor’s Office Violence Prevention Services – in partnership with the Department of Children, Youth, and their Families and the Department of Public Health, oversee the **Street Violence Intervention Program**, a street outreach and crisis response program for youth-related street violence.

SVIP Contact Demographics January - March 2015			
Male	6,481	African American	3,444
Female	3,877	Latino	809
Total	10,358	White	91
10-13	1,334	Asian	93
14-17	3,422	Pacific Islander	449
18-24	2,475	Other Ethnicity	38
25-30	1,318	Unknown	5,434
Age 30+	1,809	Total	10,358
Total	10,358		

Contact with **10,471 (duplicated)¹** individuals



75 youth enrolled in Intensive Mentorship of which **81% are male**



21% of outreach activities (222 of 1,062)² occurred in **Housing Developments**

Crisis Response

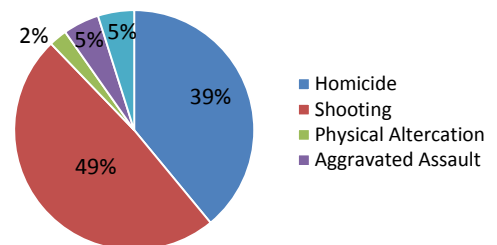
Respond to youth-related homicides, shootings, and stabbings to reduce the rate of violent incidents

SVIP responded to 41 crisis events

Events

- 22** Bayview/Hunter’s Point
- 8** Mission
- 5** Visitacion Valley/Oceanview-Merced-Ingleside
- 6** Western Addition/Tenderloin/South of Market

16 homicides and 20 non-fatal shootings



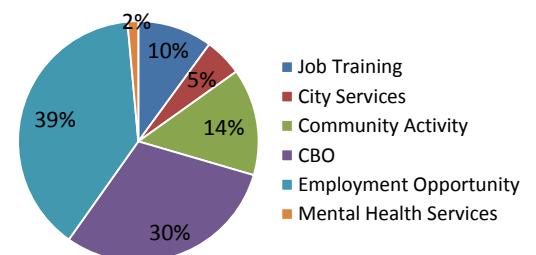
Street Outreach

Conduct intervention and Prevention through daily canvassing of identified schools and neighborhood “hot zones”

4,378 individuals contacted through daily canvassing

Activities	% Served	Neighborhood
123	17%	Bayview/Hunter’s Point
283	30%	Mission
50	11%	Visitacion Valley/Oceanview-Merced-Ingleside
299	41%	Western Addition/Tenderloin/South of Market

1,453 Referrals to supportive services



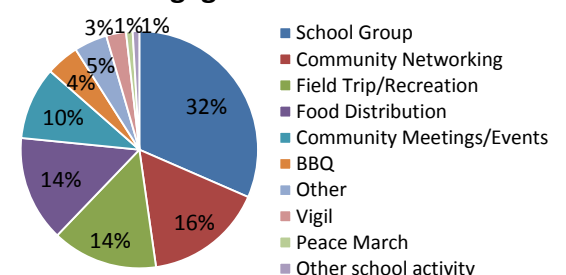
Community Mobilization

Provide public education and community mobilization efforts in neighborhood “hot zones”

5,319 individuals served at 111 community activities

Activities	% Served	Neighborhood
21	14%	Bayview/Hunter’s Point
34	11%	Mission
18	18%	Visitacion Valley/Oceanview-Merced-Ingleside
38	57%	Western Addition/Tenderloin/South of Market

Resident Engagement Activities



¹Individuals are identified as “duplicate” as they may have received more than one SVIP service

²Alice Griffith (20; 1.9%), Harbor Road (19; 1.8%), Potrero Hill (27; 2.5%), West Point (18; 1.7%), Bernal Dwellings (11; 1.0%), Alemany (9; 0.8%), Brighton Courts (21; 2.0%), Sunnysdale (33; 3.1%), Hayes Valley (50; 4.7%), Robert B. Pitts (7; .07%), Westside Courts (7; .07%)